



Draft Net Zero Strategy consultation

Full results summary

Introduction & methodology

- [Introduction & methodology](#)
- [Who are the respondents?](#)
- [Summary of key findings](#)

Responses & analysis – general views on proposals

- [To what extent do you agree or disagree with the proposed goals for the Council?](#)
- [To what extent do you agree or disagree with the general approach and underlying principles of the draft Net Zero Strategy?](#)
- [If the draft strategy were to be implemented, what impact do you feel this may have on you, your business, or the wider community overall?](#)
- [In your opinion, who within the UK is most responsible for ensuring net zero targets are achieved?](#)
- [General comments, suggestions, and concerns around the strategy and proposals overall](#)

Responses & analysis – feedback on the goals

- [How effective do you think the proposed approach will be towards achieving Goal \[...\]?](#)
[Summary](#)
- [Goal 1](#)
 - [How effective do you think the proposed approach will be towards achieving Goal 1?](#)
 - [If you have any comments, impacts, suggestions or alternatives you feel we should consider, please provide details](#)
- [Goal 2](#)
 - [How effective do you think the proposed approach will be towards achieving Goal 2?](#)
 - [If you have any comments, impacts, suggestions or alternatives you feel we should consider, please provide details](#)
- [Goal 3](#)
 - [How effective do you think the proposed approach will be towards achieving Goal 3?](#)
 - [If you have any comments, impacts, suggestions or alternatives you feel we should consider, please provide details](#)
- [Goal 4](#)
 - [How effective do you think the proposed approach will be towards achieving Goal 4?](#)
 - [If you have any comments, impacts, suggestions or alternatives you feel we should consider, please provide details](#)

Responses & analysis – reading the draft strategy

- [Have you read the proposed draft strategy?](#)
- [If you have read the proposed draft strategy, to what extent do you agree or disagree with the following statements? “The draft strategy is easy to understand”](#)
- [If you have read the proposed draft strategy, to what extent do you agree or disagree with the following statements? “The draft strategy provides sufficient information”](#)
- [If there were parts of the strategy that you did not understand or you feel you need more information, please provide further details](#)



Introduction & methodology





Southampton City Council undertook public consultation on proposals for a draft Net Zero Strategy.

The consultation was live between **23 January 2023** and **20 March 2023**, and received a total of 440 responses via the online questionnaire and four responses by email, for a total of **444 responses**.

The aim of this consultation was to:

- Communicate to residents and stakeholders the draft Net Zero Strategy.
- Ensure any resident, business or stakeholder who wished to comment on the draft strategy had the opportunity to do so, enabling them to raise any impacts the proposals may have.
- Allow participants to propose alternative suggestions for consideration.

This report summarises the aims, principles, methodology and results of the public consultation. It provides a summary of the consultation responses both for the consideration of decision makers and any interested individuals and stakeholders.

It is important to be mindful that a consultation is not a vote, it is an opportunity for stakeholders to express their views, concerns and alternatives to a proposal. Equally, responses from the consultation should be considered in full before any final decisions are made. This report outlines in detail the representations made during the consultation period so that decision makers can consider what has been said alongside other information.

The agreed approach for this consultation was to use an online questionnaire as the main route for feedback: questionnaires enable an appropriate amount of explanatory and supporting information to be included, helping to ensure respondents are aware of the background and detail of the proposals.

Respondents could also write letters or emails to provide feedback on the proposals. Emails or letters from stakeholders that contained consultation feedback were collated and analysed as a part of the overall consultation.

All questionnaire results have been analysed and presented in graphs within this report. Written responses and questionnaire comments have been read and then assigned to categories based upon sentiment or theme.



Southampton City Council is committed to consultations of the highest standard, which are meaningful and comply with the *Gunning Principles*, considered to be the legal standard for consultations:

1. Proposals are still at a formative stage (a final decision has not yet been made);
2. There is sufficient information put forward in the proposals to allow 'intelligent consideration';
3. There is adequate time for consideration and response;
4. Conscientious consideration must be given to the consultation responses before a decision is made.



New Conversations 2.0
LGA guide to engagement



Rules: The Gunning Principles

They were coined by Stephen Sedley QC in a court case in 1985 relating to a school closure consultation (R v London Borough of Brent ex parte Gunning). Prior to this, very little consideration had been given to the laws of consultation. Sedley defined that a consultation is only legitimate when these four principles are met:

- 1. proposals are still at a formative stage**
A final decision has not yet been made, or predetermined, by the decision makers
- 2. there is sufficient information to give 'intelligent consideration'**
The information provided must relate to the consultation and must be available, accessible, and easily interpretable for consultees to provide an informed response
- 3. there is adequate time for consideration and response**
There must be sufficient opportunity for consultees to participate in the consultation. There is no set timeframe for consultation,¹ despite the widely accepted twelve-week consultation period, as the length of time given for consultee to respond can vary depending on the subject and extent of impact of the consultation
- 4. 'conscientious consideration' must be given to the consultation responses before a decision is made**
Decision-makers should be able to provide evidence that they took consultation responses into account

These principles were reinforced in 2001 in the 'Coughlan Case (R v North and East Devon Health Authority ex parte Coughlan²), which involved a health authority closure and confirmed that they applied to all consultations, and then in a Supreme Court case in 2014 (R ex parte Moseley v LB Haringey³), which endorsed the legal standing of the four principles. Since then, the Gunning Principles have formed a strong legal foundation from which the legitimacy of public consultations is assessed, and are frequently referred to as a legal basis for judicial review decisions.⁴

¹ In some local authorities, their local voluntary Compact agreement with the third sector may specify the length of time they are required to consult for. However, in many cases, the Compact is either inactive or has been cancelled so the consultation timeframe is open to debate

² BAILII, *England and Wales Court of Appeal (Civil Division) Decisions*, Accessed: 13 December 2016.

³ BAILII, *United Kingdom Supreme Court*, Accessed: 13 December 2016

⁴ The information used to produce this document has been taken from the Law of Consultation training course provided by The Consultation Institute



Southampton City Council undertook public consultation on a draft Net Zero Strategy.

The draft strategy explains how Southampton City Council and Southampton as a city will achieve the vision to be net zero carbon. The draft strategy explores:

- Why net zero carbon is important;
- The principles for achieving net zero;
- What needs to be considered to achieve that goal;
- If net zero is reached, what it will achieve, and;
- Highlighting key timescales and projects for delivery.

The Council has identified four goals to achieve this target:

- Goal 1, to achieve net zero for the Council's scope 1 and 2 emissions;
- Goal 2, to reduce the Council's scope 3 emissions and establish a practical solution to achieving net zero;
- Goal 3, developing social housing stock to be net zero by 2035, and;
- Goal 4, applying authority and using influence to support the city in becoming net zero by 2035.



GOAL 1

Minimise fleet emissions - there are currently 444 vehicles in the Council's fleet, responsible for an estimated 1,668 tonnes of CO2e annually.

Minimise emissions from all Council owned buildings and infrastructure - this includes all buildings, schools, libraries, depots, the Civic Centre, other Council offices, leisure centres, children's centres, parks, car parks, and street lighting (a total of 130 sites). These emissions are currently responsible for an estimated 10,837 tonnes of CO2e per year.

GOAL 2

Embed sustainability into the Council procurement processes - based on spend and national carbon conversion factors, it is estimated that carbon emissions from procurement are currently 30,847 tonnes of CO2e per year.

Minimise emissions from waste - emissions from the disposal of waste from Council buildings is responsible for an estimated 40 tonnes of CO2e per year.

Reduce emissions from business travel - the Council has over 3,000 employees - emissions from staff and business travel is estimated at 2,208 tonnes of CO2e per year.

GOAL 3

Minimise emissions from housing stock and communal areas - the Council is a landlord for nearly 18,000 homes, 17% of all dwellings in the city. We estimate these homes are currently responsible for emitting 42,000 tonnes of CO2e per year.

GOAL 4

Currently, 29% of the city's emissions come from the transport sector, with all city housing responsible for a further 31% of emissions, public and commercial buildings 23%, and industry 17%.

The actions needed to deliver wholesale change won't all come from within the city – for example, the on-going decarbonisation of our energy network or the development of electric vehicles. However, Southampton still has a key role to play to reduce energy use and carbon emissions in homes, buildings, transport and industry.

All of the evidence suggests that there are unlikely to be many 'silver bullets' that lead to dramatic step changes in a city or area's carbon footprint, but that instead multiple options have to be adopted across all sectors.

As a result, our draft strategy details focusing on the following areas: buildings; transport; energy and heat; business and economy; consumption and waste; the natural environment; adaptation and resilience, and; collaboration.



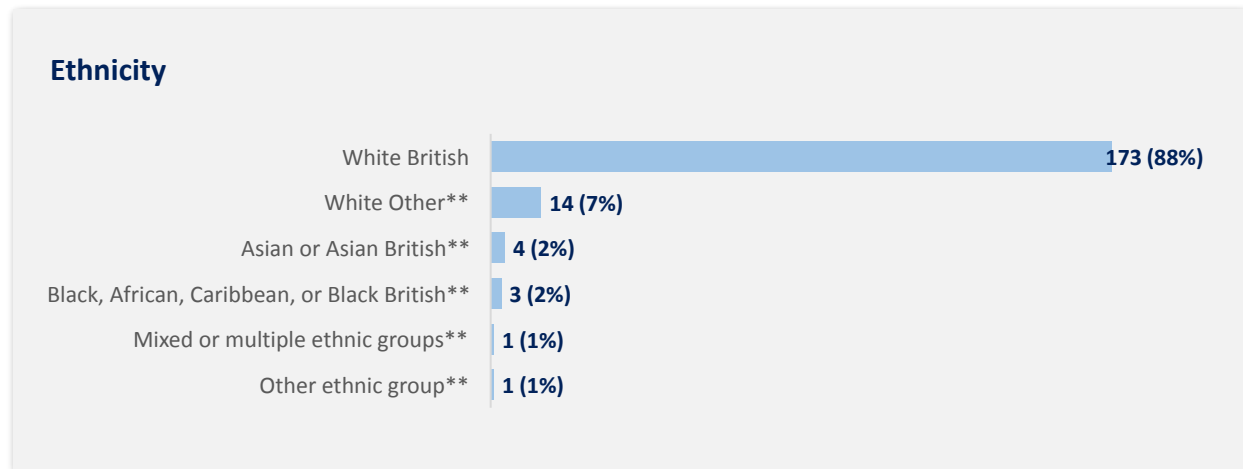
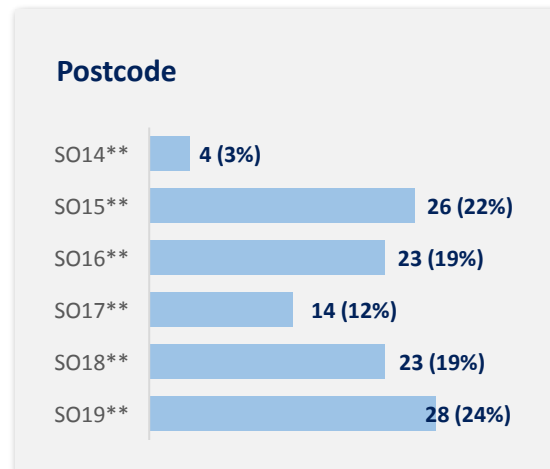
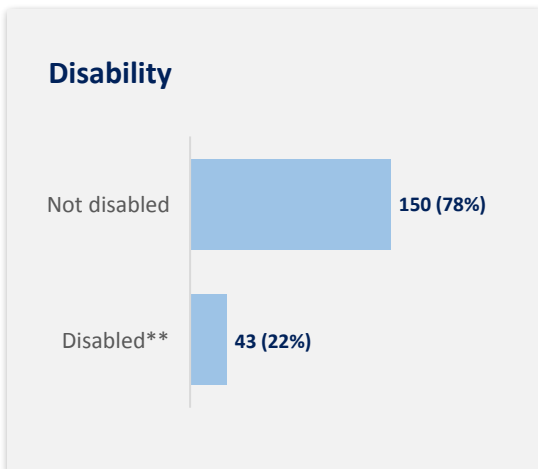
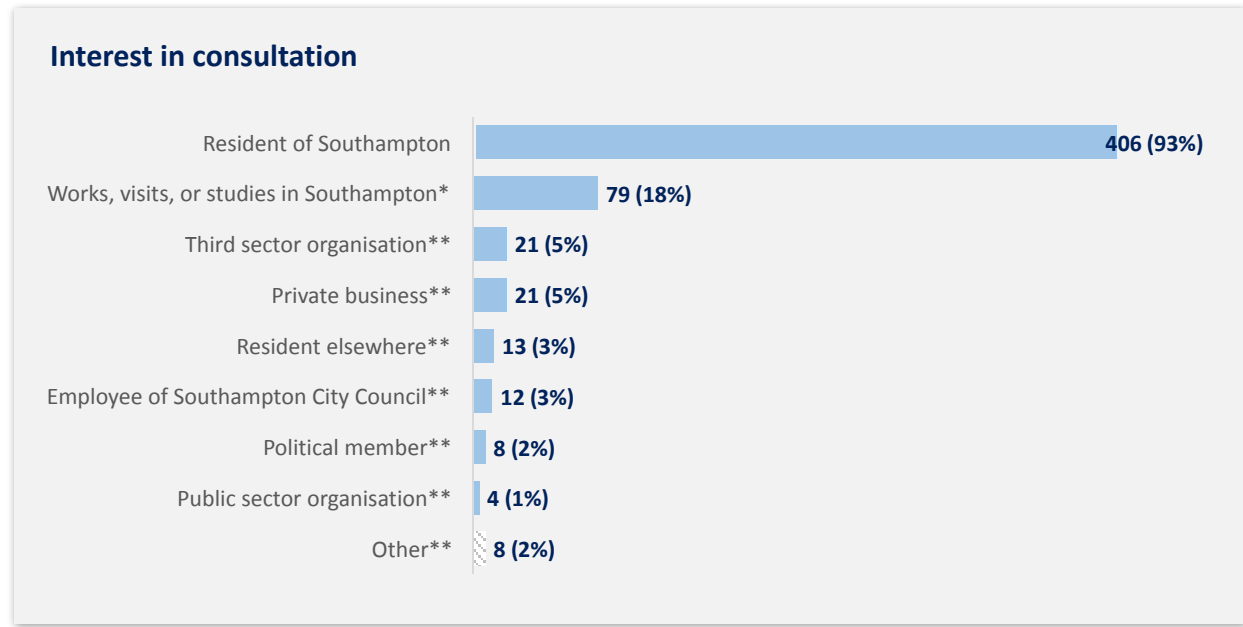
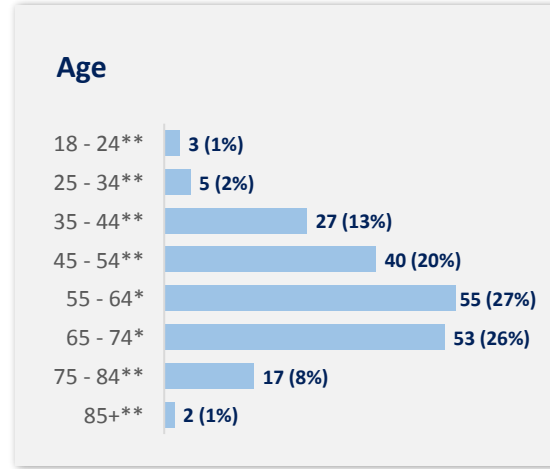
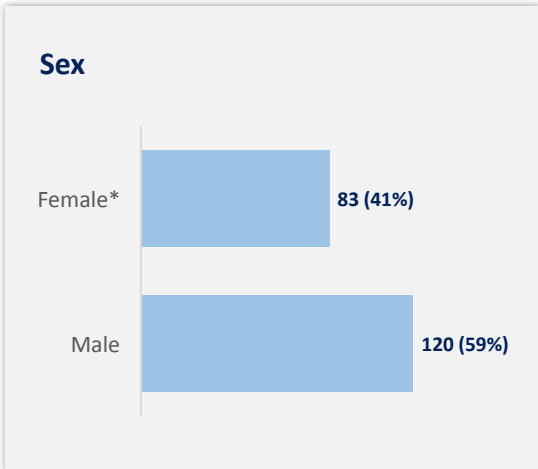
Who are the respondents?



Total responses **444**

Graphs on this page are labelled as count; %.

Demographic breakdowns typical of standard consultation respondent samples.





- Over half of respondents (57%) said that they **agree with the proposals**, with a majority (53%) also saying that they **agree with the approach and underlying principles** of the strategy
- Over half of respondents (53%) said that **all of the individuals/groups listed** in the survey **have a responsibility to achieve net zero targets**; of an individual option, national government was the most cited by respondents at 15%
- All groups responded that everyone has a responsibility to achieve net zero targets by 50% or more, apart from respondents from a business or organisation (38%)
- Respondents said that the strategy would be **effective** in **achieving Goals 1-3 between 58% and 60%**
- Responses for Goal 4 differ**: while many respondents still said the proposals would be **effective** (44%), this is **between 14% and 16% points less** than with the other goals
- Over half of respondents (52%) of respondents said that they **agree that the strategy is easy to understand**, with more saying *neither* agree nor disagree (30%) than said that they disagree (18%)
- A minority (44%) of respondents said that they **agree that the draft strategy provides sufficient information**, 7% points more than those that said they *disagree*; 25% said that they *neither* agreed or disagreed with the statement, the second-most popular response after *agree*

57%
agree with the proposals

53%
everyone has a responsibility to help achieve NET ZERO



Responses & analysis

General views on proposals

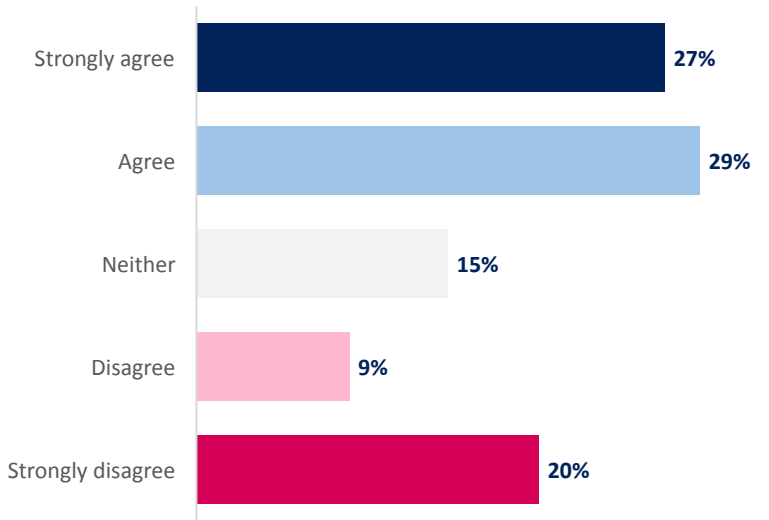




Question 3 | To what extent do you agree or disagree with the proposed goals for the Council?



Total responses **246**



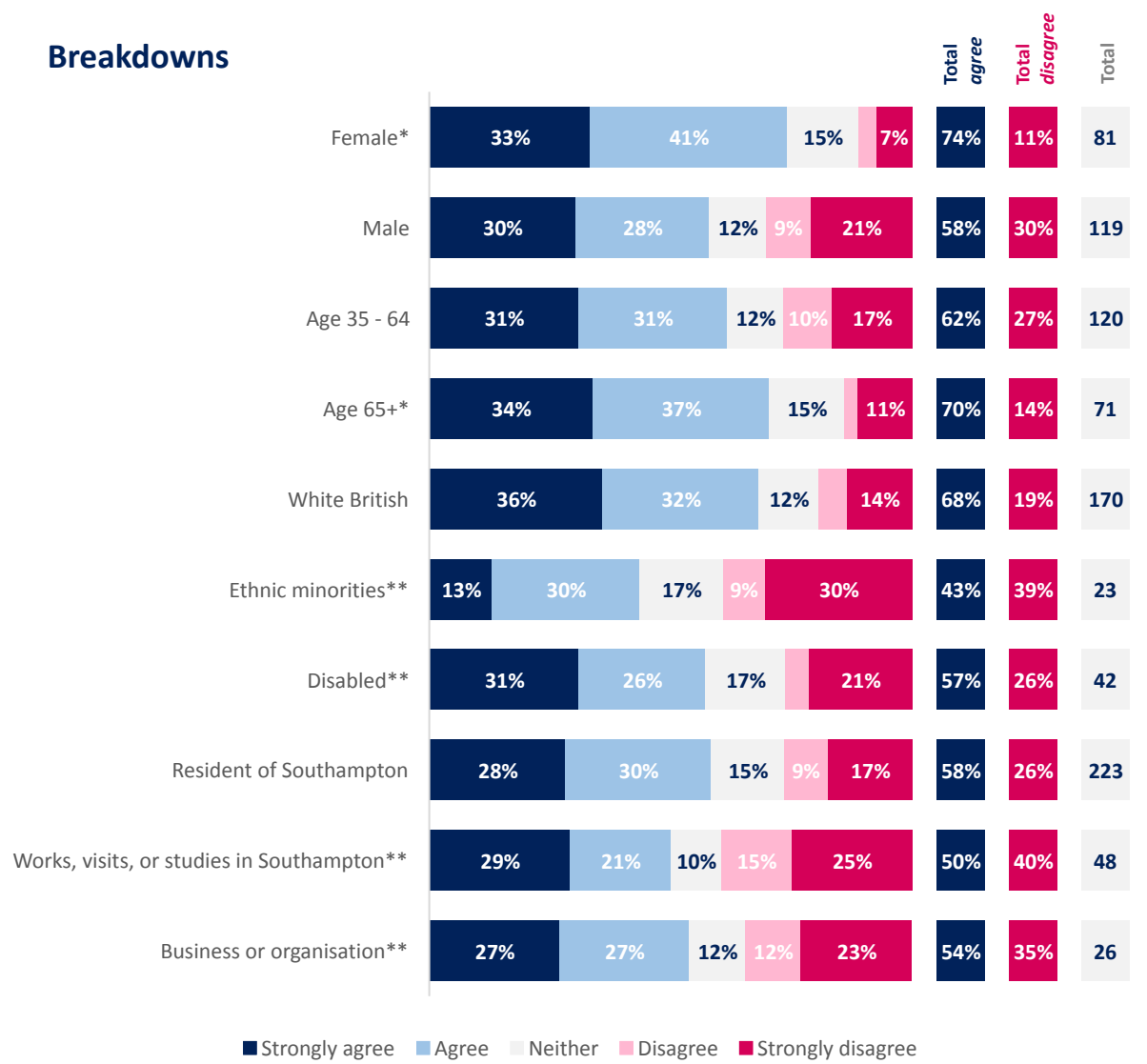
Total agree
57% (139)

Total disagree
29% (71)

Key findings

- A majority (57%) said that they *agree* with the proposals
- Female respondents responded *agree* to a greater extent than male (74% to 58%), with 30% of male respondents saying that they *disagree* with the proposals; women also responded *agree* to a greater extent than respondents as a whole (57%) and had the highest total *agree* of any demographic breakdown
- Respondents aged 35 – 64 responded *agree* to a lesser extent than those aged 65 or older (62% to 70%)

Breakdowns

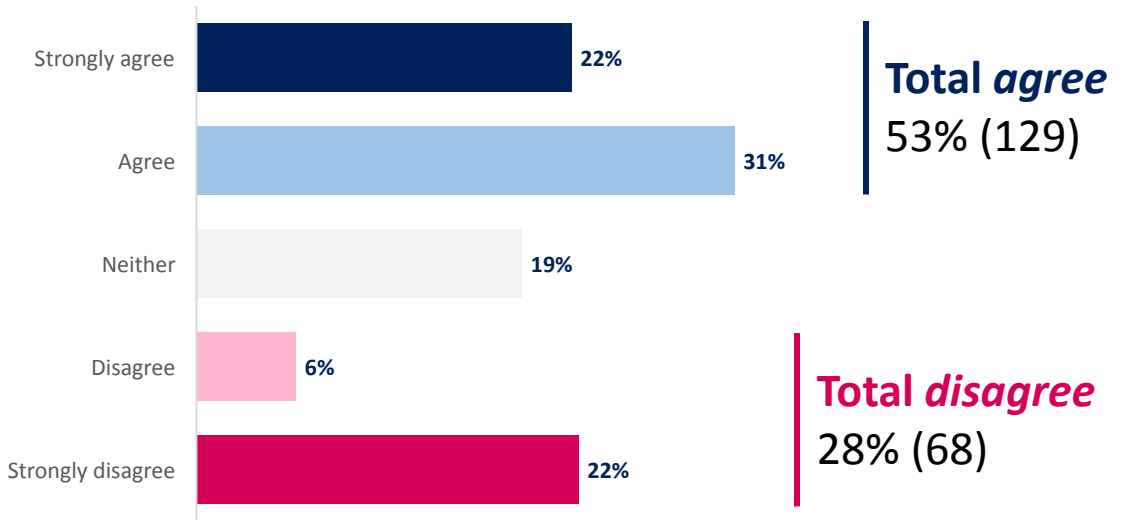




Question 13 | To what extent do you agree or disagree with the general approach and underlying principles of the draft Net Zero Strategy?



Total responses **243**



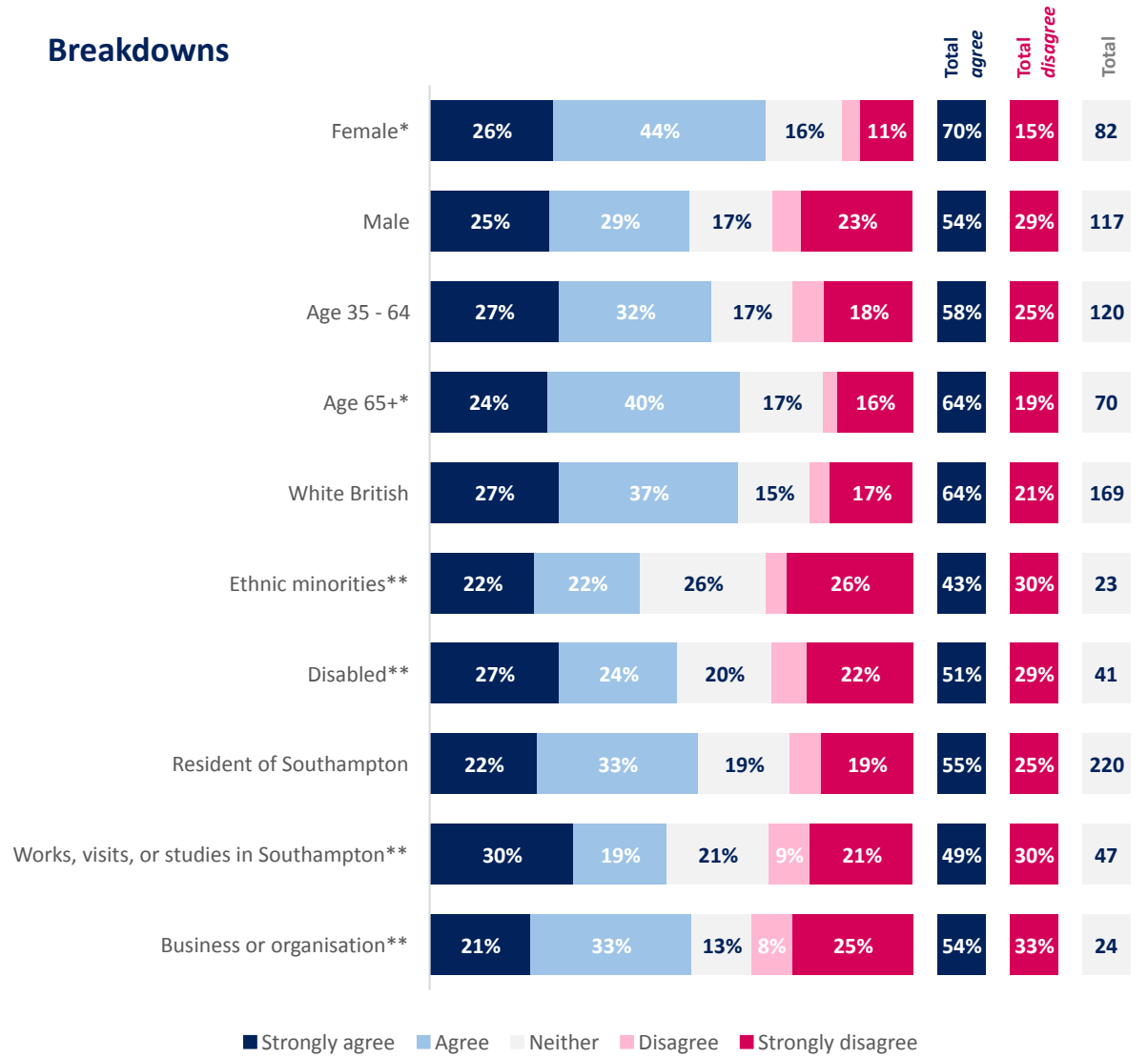
Total agree
53% (129)

Total disagree
28% (68)

Key findings

- A majority (53%) said that they *agree* with the approach and underlying principles of the strategy
- Again, female respondents responded *agree* to a greater extent than male (70% to 54%)
- Respondents aged 35 – 64 responded *agree* to a lesser extent than those aged 65 or older (64% to 58%)

Breakdowns

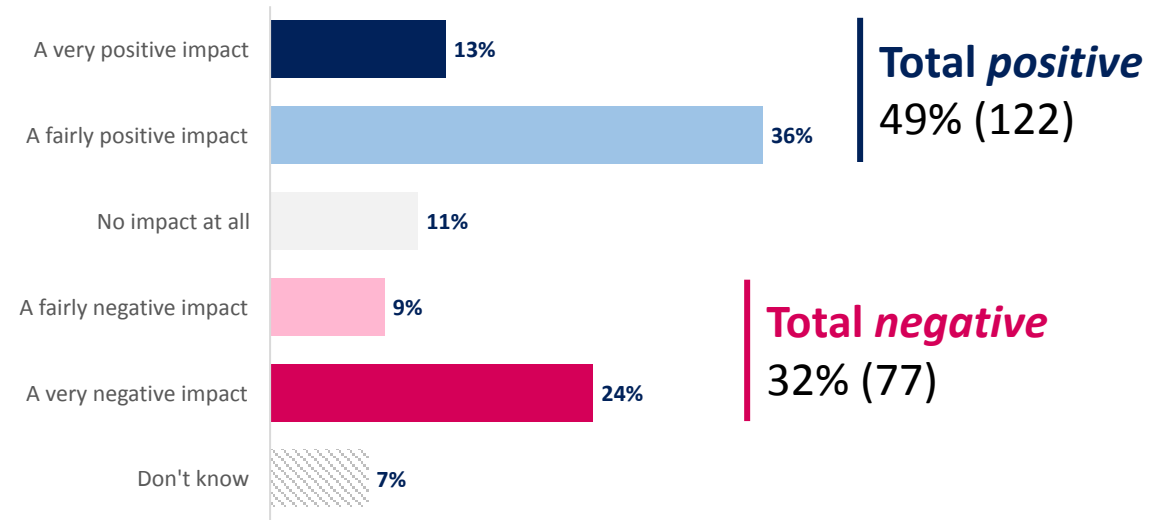




Question 18 | If the draft strategy were to be implemented, what impact do you feel this may have on you, your business, or the wider community overall?



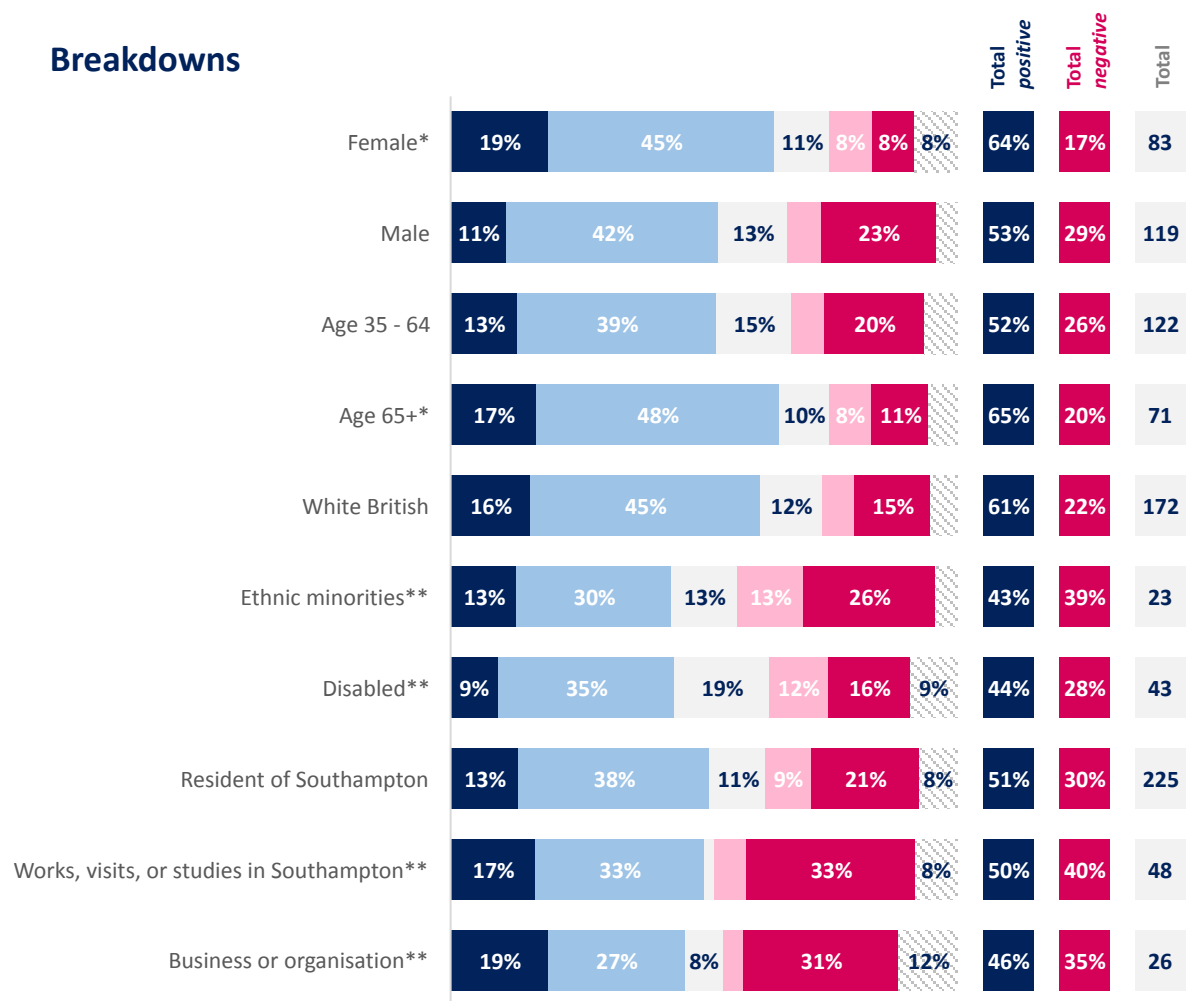
Total responses **247**



Key findings

- 49% of respondents said that the strategy would have a *positive* impact, with more respondents saying it would have a *very negative* impact (24%) than *very positive* (13%)
- Majorities of women, men, both age breakdowns, respondents with White British ethnicity, and residents of Southampton (between 51% and 65%) said that the strategy would have a *positive* impact
- Less than half of disabled respondents and those who work, visit, or study in Southampton said that the strategy would have a *positive* impact (44% and 50% respectively) although in both cases *positive* was still a more popular sentiment than *negative* (28% and 40%)

Breakdowns



■ A very positive impact
 ■ A fairly positive impact
 ■ No impact at all
■ A fairly negative impact
 ■ A very negative impact
 ■ Don't know



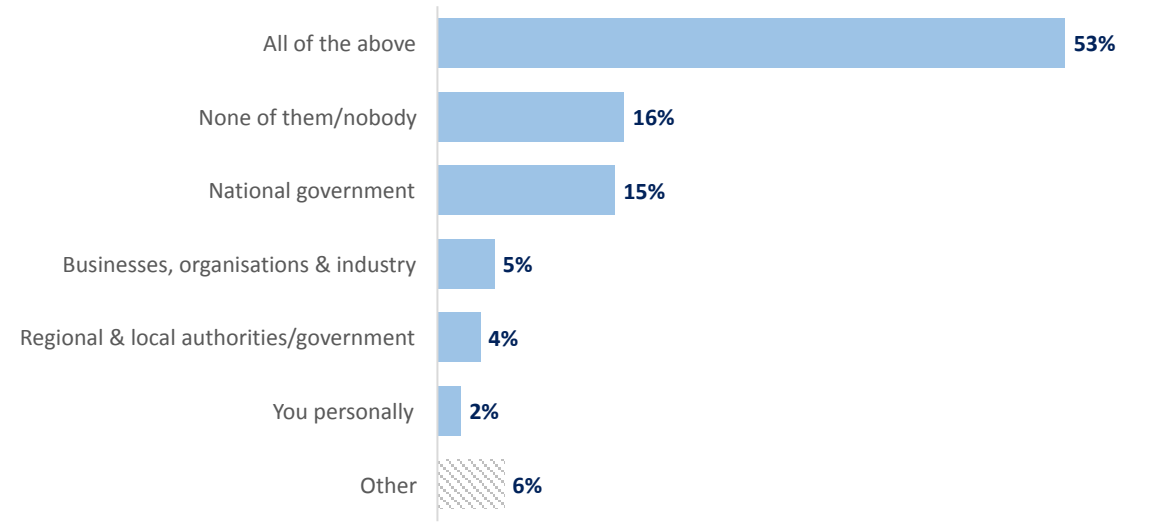
*Fewer than 100 respondents. **Fewer than 50 respondents.



Question 19 | In your opinion, who within the UK is most responsible for ensuring net zero targets are achieved?



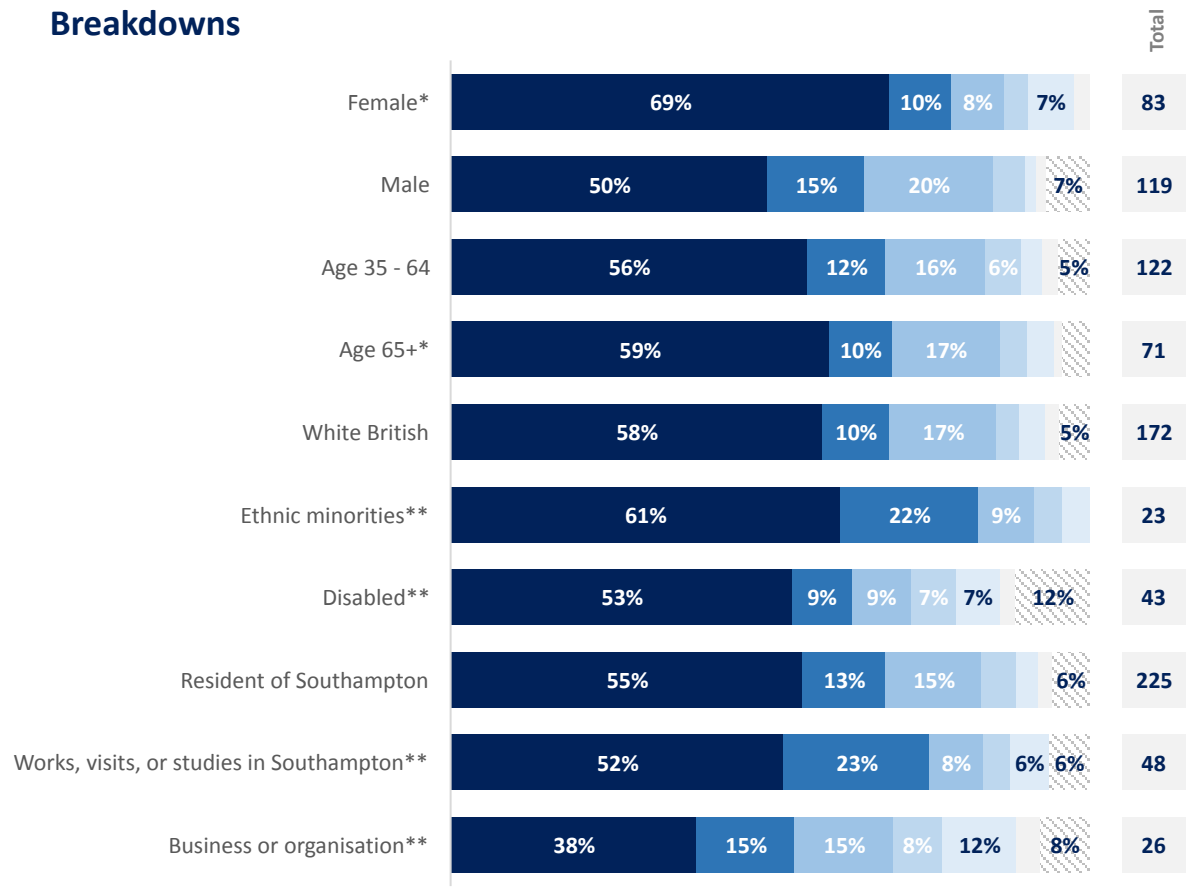
Total responses **247**



Key findings

- A majority of respondents (53%) said that all of the options listed had a responsibility to achieve net zero targets; of an individual option, national government was the most cited by respondents at 15%
- All breakdowns responded 'all of the above' by 50% or more, apart from respondents from a business or organisation (38%)
- Again, female respondents responded 'all of the above' to a greater extent than male (69% and 50% respectively)

Breakdowns



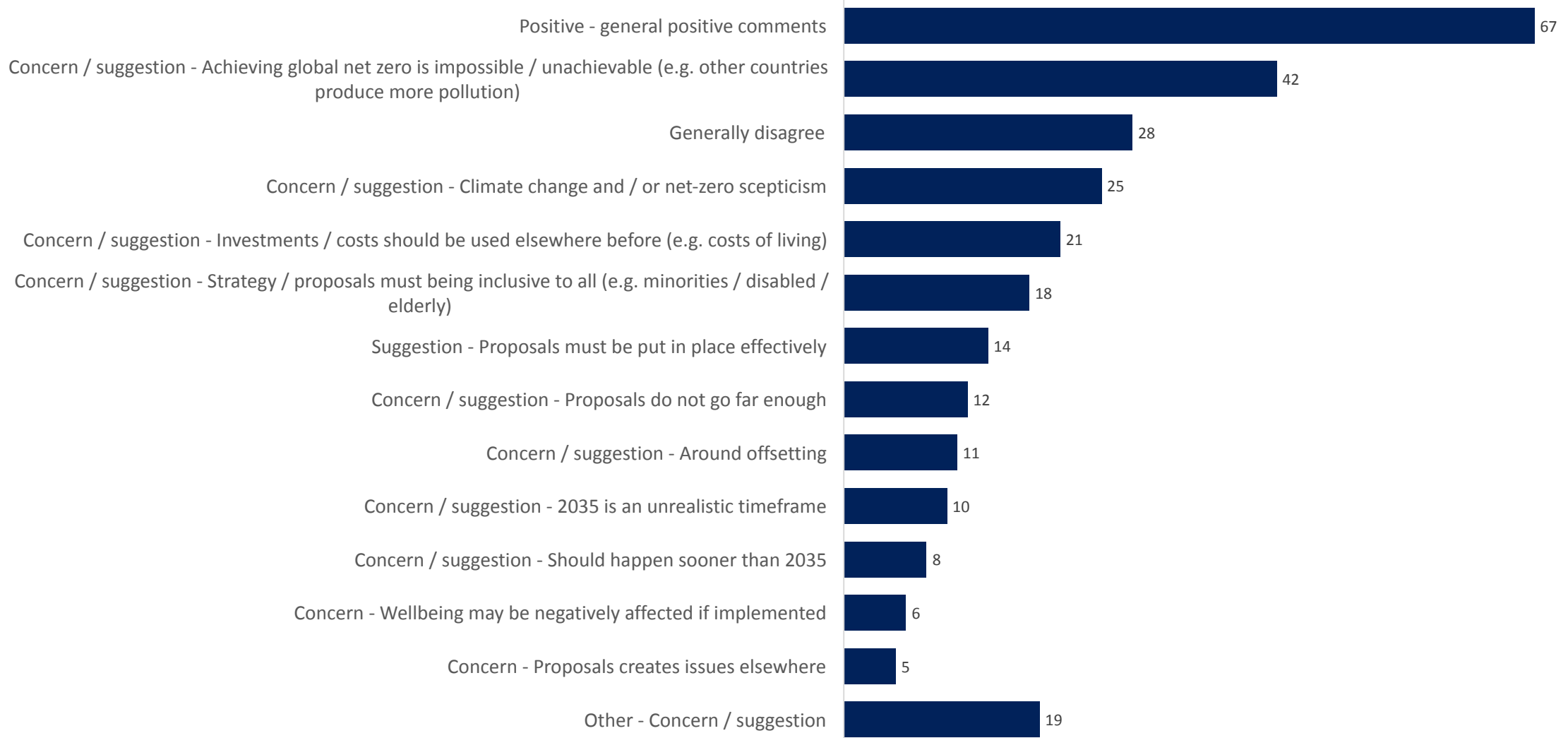
■ All of the above
 ■ None of them/nobody
■ National government
 ■ Businesses, organisations & industry
■ Regional & local authorities/government
 ■ You personally
■ Other



General comments, suggestions, and concerns around the strategy and proposals overall



Throughout the consultation, respondents had an opportunity to provide free text responses on the topics. The following graph shows the total number of respondents by each theme of comment. This graph is presented in respondent count rather than percentage.





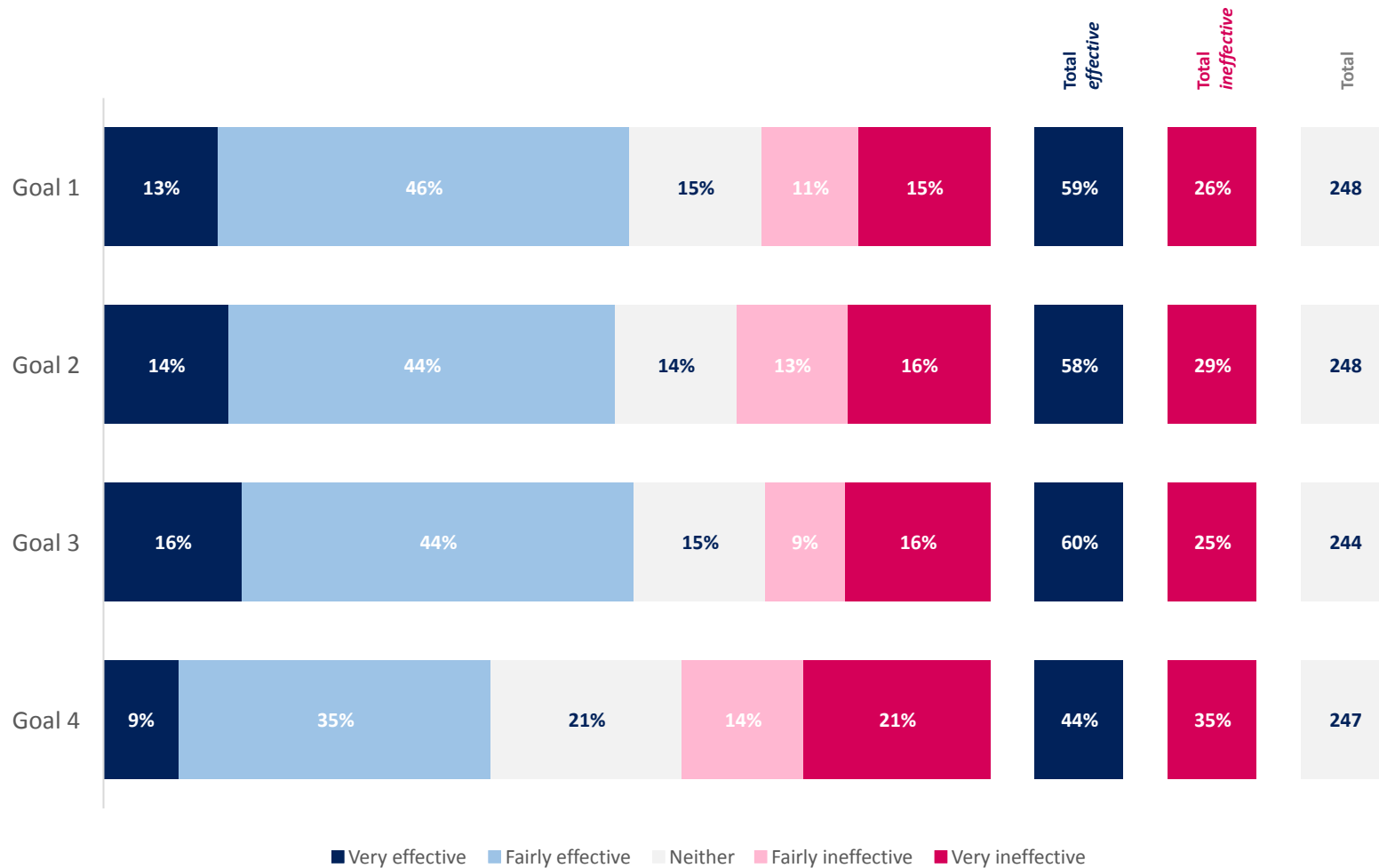
Responses & analysis

Feedback on the goals





Questions 5, 7, 9, 11 | How effective do you think the proposed approach will be towards achieving Goal [...]? Summary



Key findings

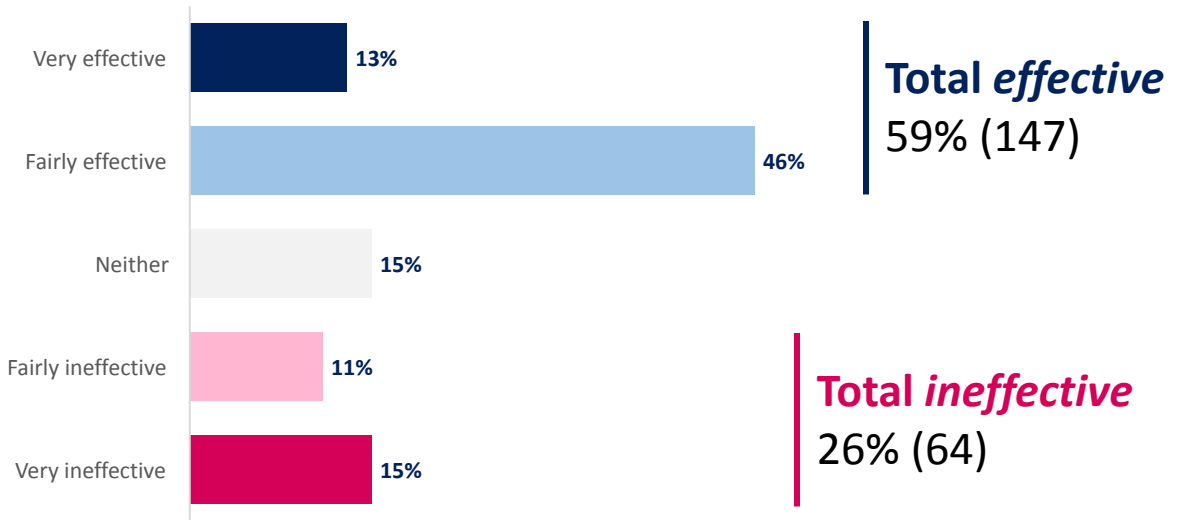
- Respondents said that the strategy would be *effective* in achieving Goals 1-3 between 58% and 60%
- Responses for Goal 4 differ: while most respondents still said the proposals would be *effective* (44%), this is between 14% and 16% points less than with the other goals
- Goal 4 had a net *effective* total of 11% points, compared to 33%, 29%, and 35% points for Goals 1-3 respectively



Question 5, Goal 1 | How effective do you think the proposed approach will be towards achieving Goal 1?



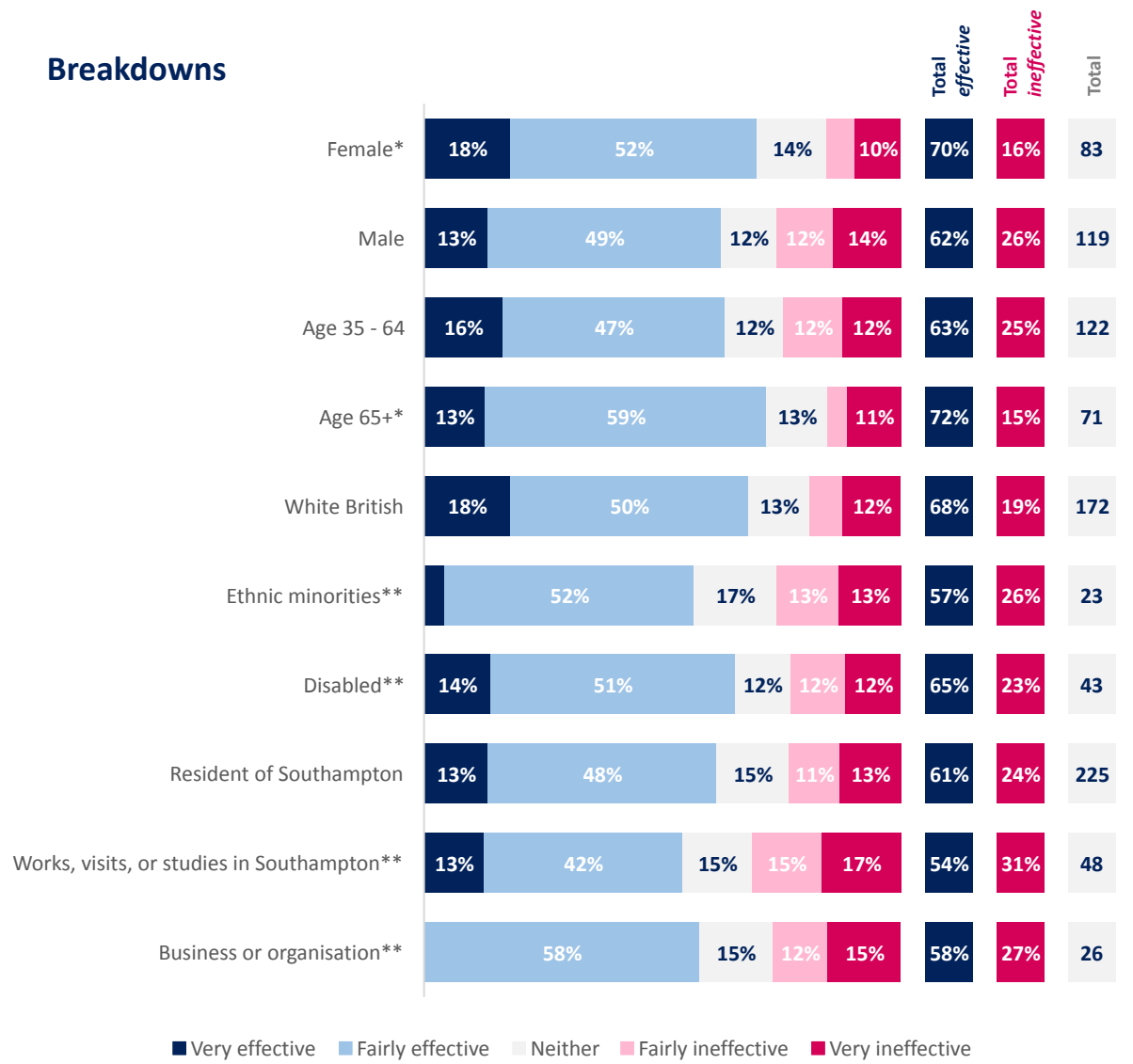
Total responses **248**



Key findings

- A majority of respondents said that the proposals will be *effective* in helping to achieve Goal 1 (59%)
- While 46% of respondents responded *fairly effective*, more said *very ineffective* (15%) than said *very effective* (13%)
- Female respondents and respondents aged 65 or older responded *effective* to the greatest extents at 70% and 72% respectively
- Again, male respondents responded *effective* to a lesser extent than female (62% compared to 70%)

Breakdowns

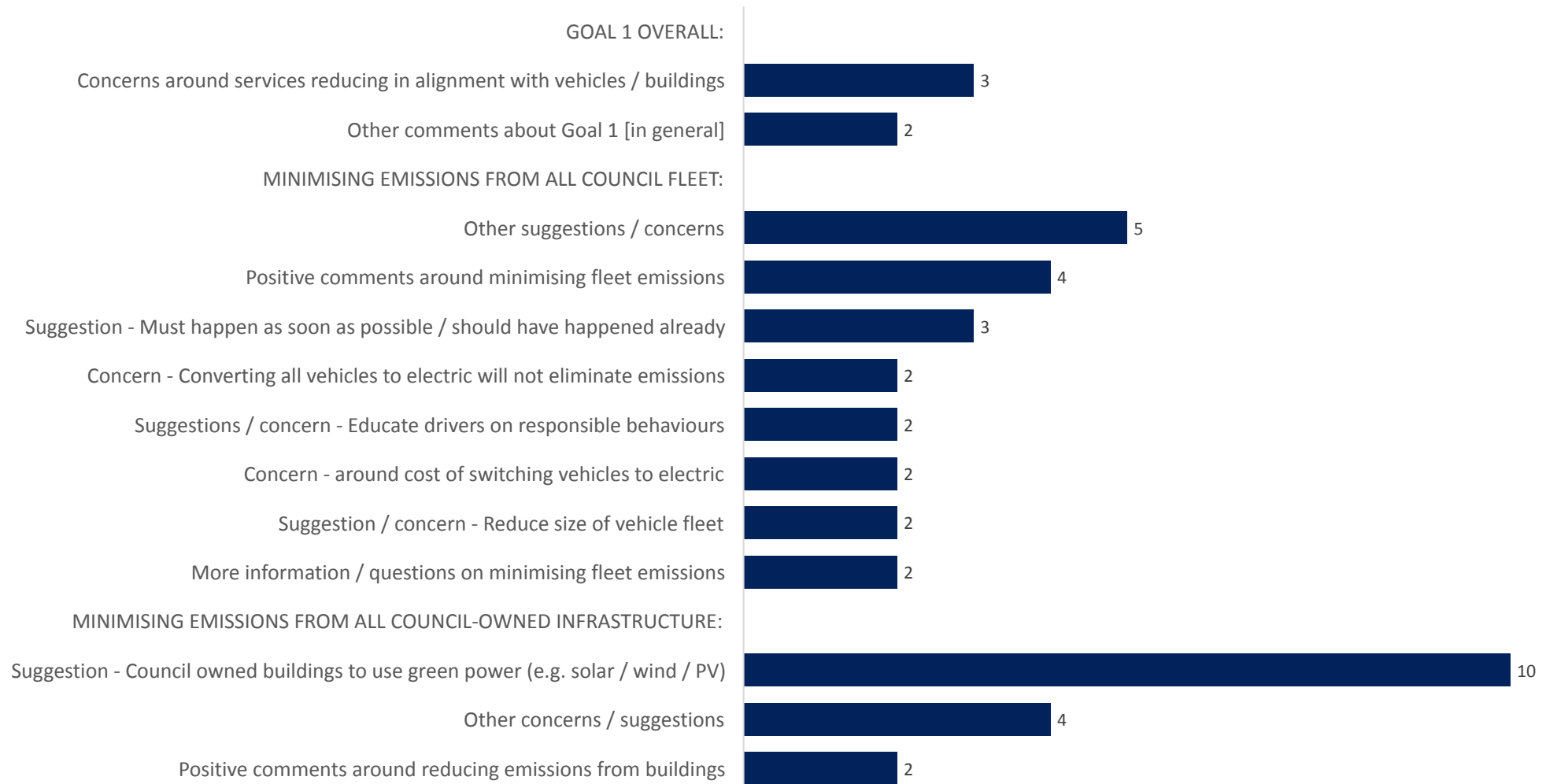




Goal 1 | If you have any comments, impacts, suggestions or alternatives you feel we should consider, please provide details



Throughout the consultation, respondents had an opportunity to provide free text responses on the topics. The following graph shows the total number of respondents by each theme of comment. This graph is presented in respondent count rather than percentage.

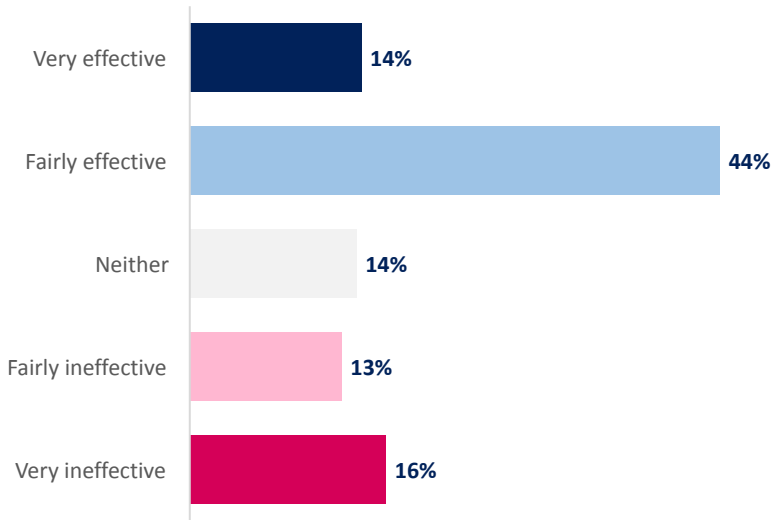




Question 7, Goal 2 | How effective do you think the proposed approach will be towards achieving Goal 2?



Total responses **248**



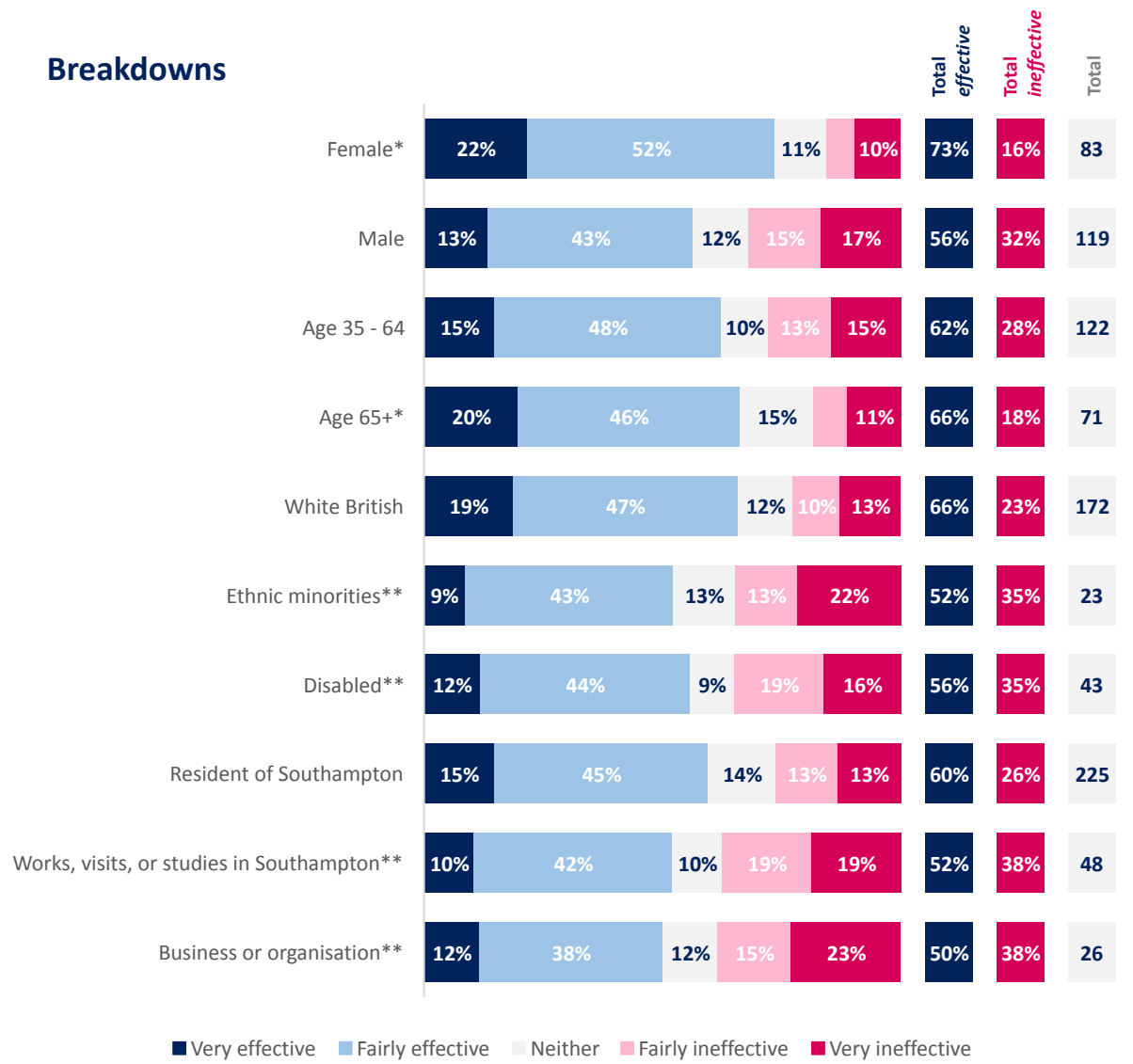
Total effective
58% (143)

Total ineffective
29% (71)

Key findings

- A majority of respondents said that the proposals will be *effective* in helping to achieve Goal 2 (58%)
- Female respondents responded *effective* to the greatest extent at 73%
- Residents of Southampton responded *effective* to a greater extent than either those that work, visit, or study in Southampton and businesses/organisations (60% versus 52% and 50% respectively)

Breakdowns

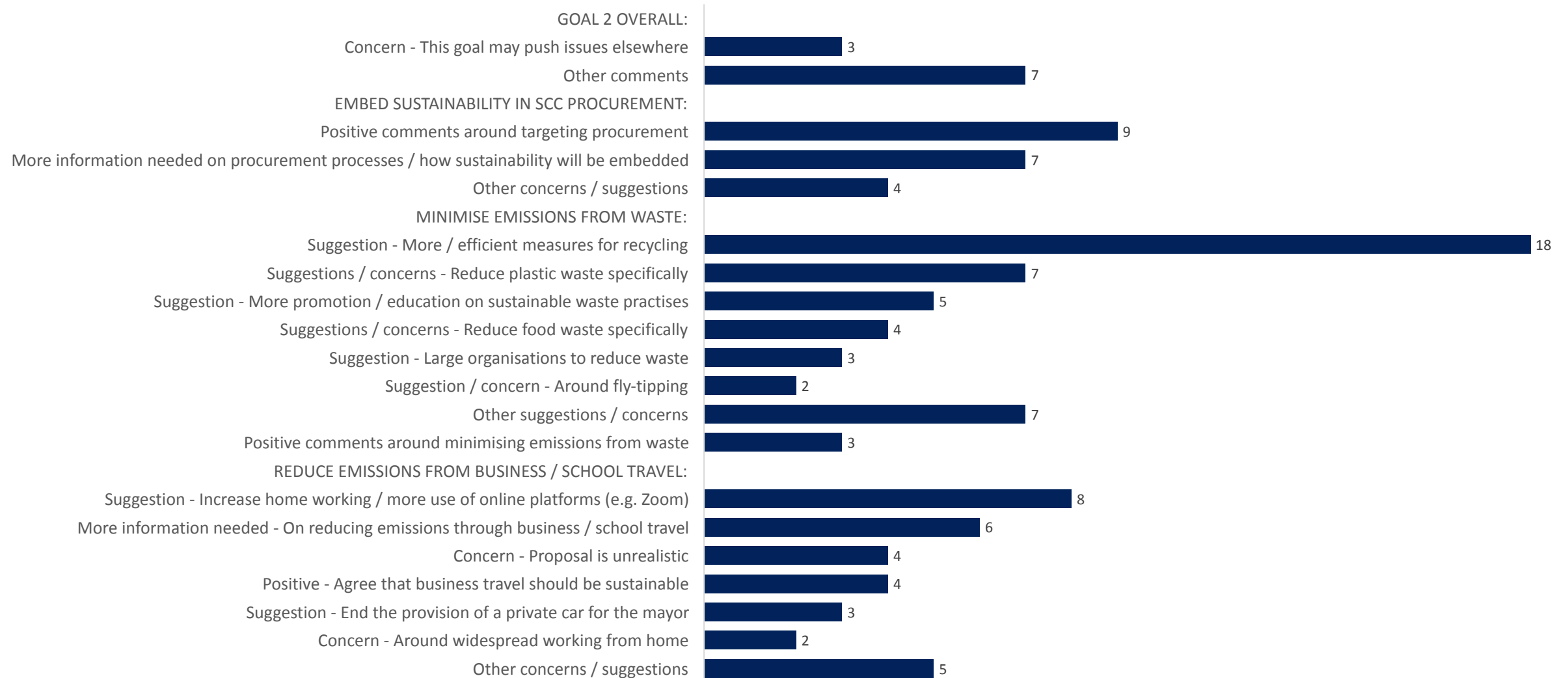




Goal 2 | If you have any comments, impacts, suggestions or alternatives you feel we should consider, please provide details



Throughout the consultation, respondents had an opportunity to provide free text responses on the topics. The following graph shows the total number of respondents by each theme of comment. This graph is presented in respondent count rather than percentage.

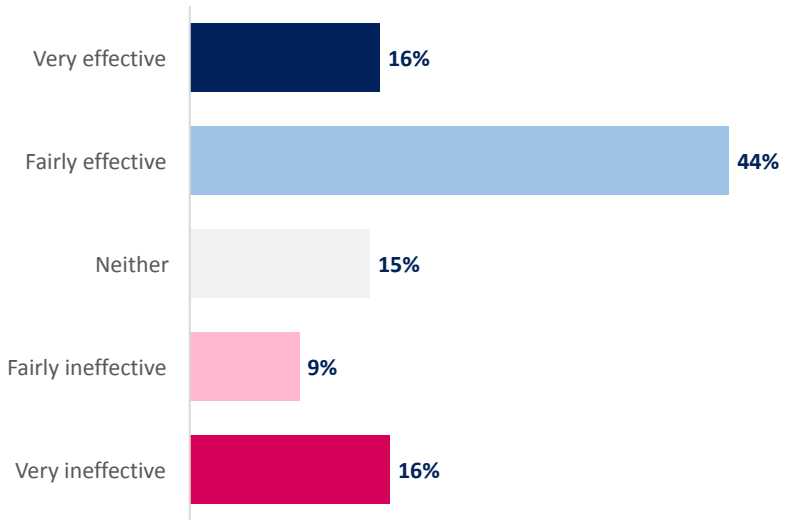




Question 9, Goal 3 | How effective do you think the proposed approach will be towards achieving Goal 3?



Total responses **244**



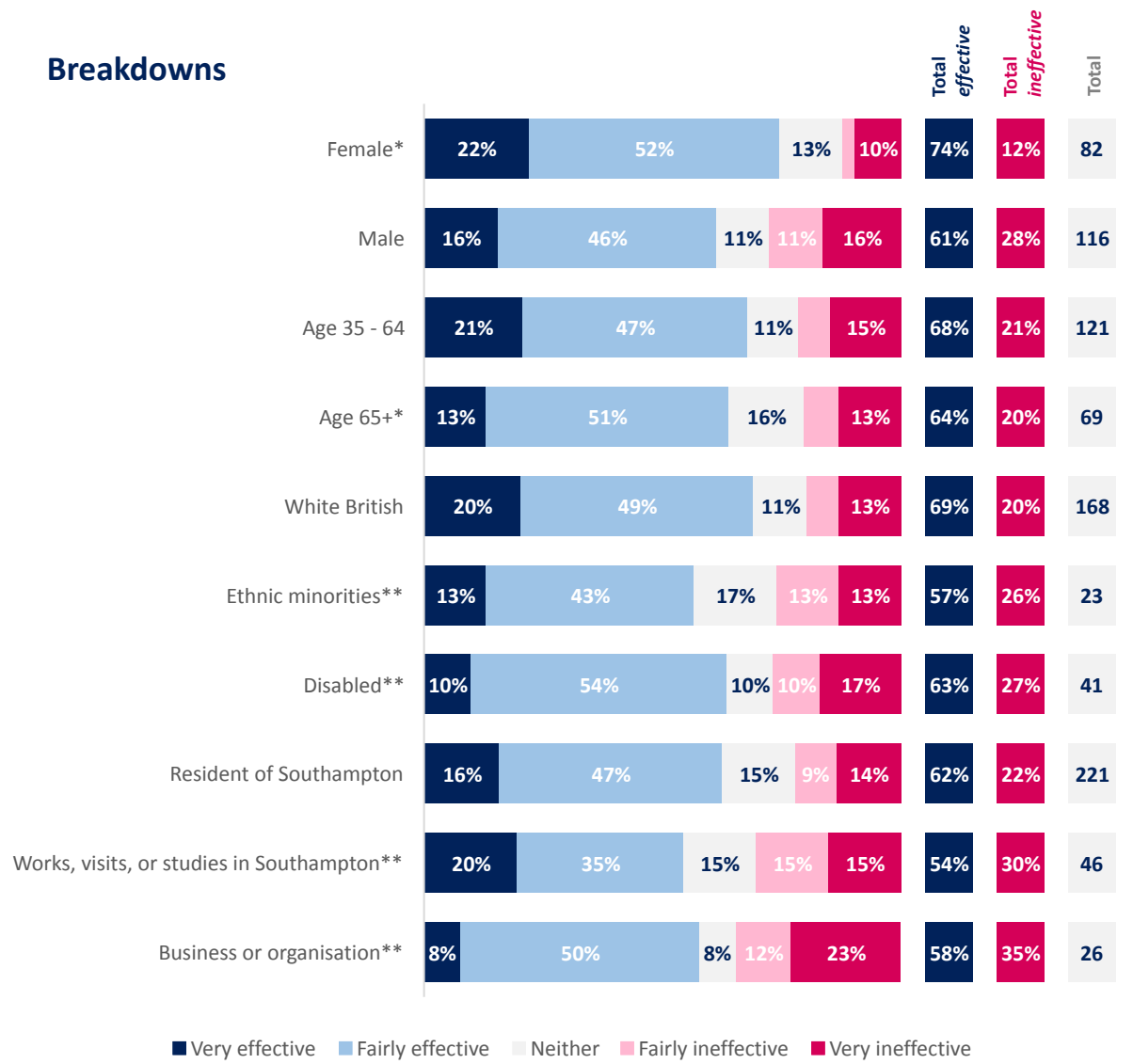
Total effective
60% (146)

Total ineffective
25% (62)

Key findings

- A majority of respondents said that the proposals will be *effective* in helping to achieve Goal 3 (60%)
- Female respondents responded *effective* to the greatest extent at 74%, 14 points more than respondents overall and 13 points more than men (61%)

Breakdowns

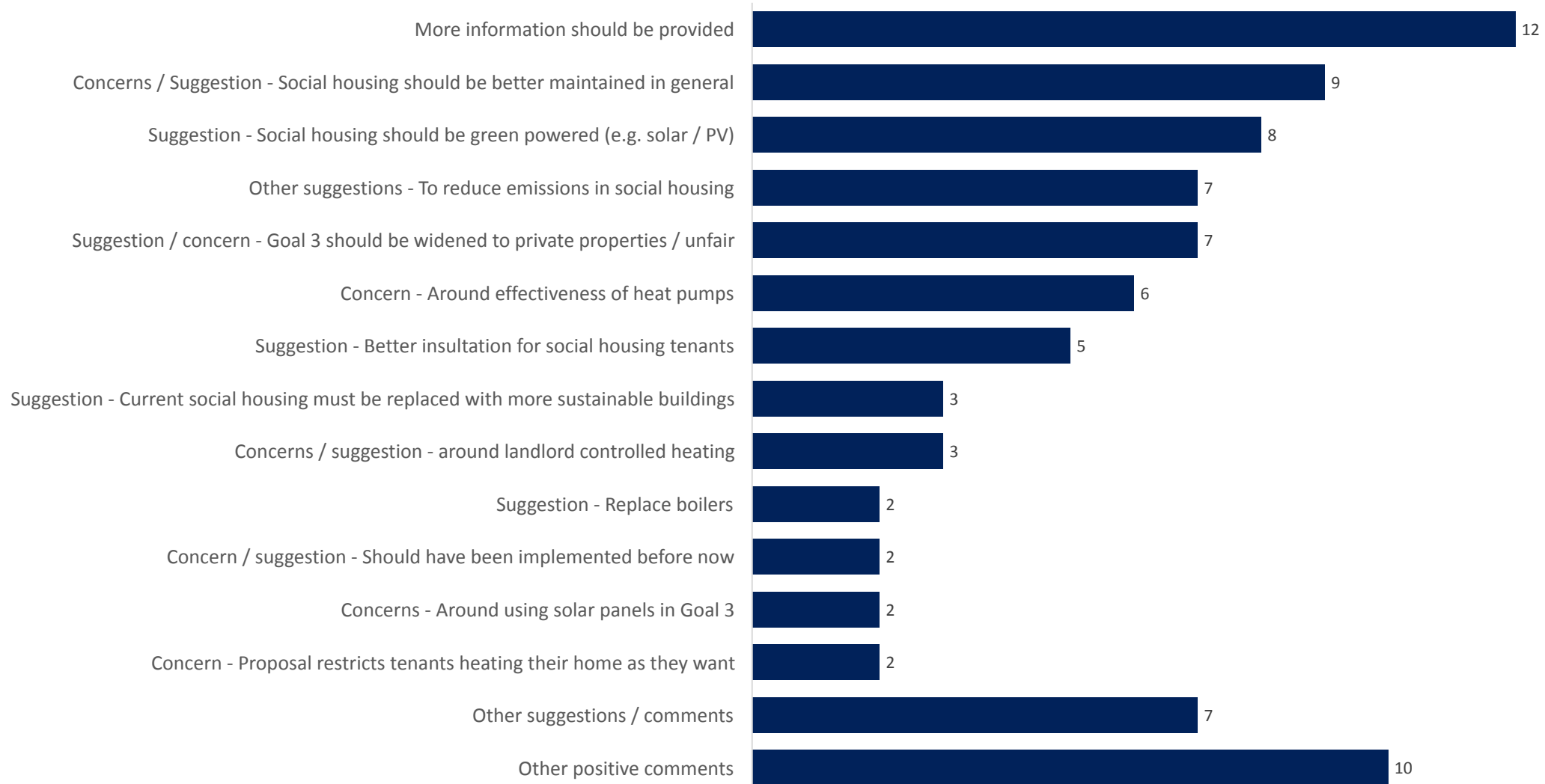




Goal 3 | If you have any comments, impacts, suggestions or alternatives you feel we should consider, please provide details



Throughout the consultation, respondents had an opportunity to provide free text responses on the topics. The following graph shows the total number of respondents by each theme of comment. This graph is presented in respondent count rather than percentage.

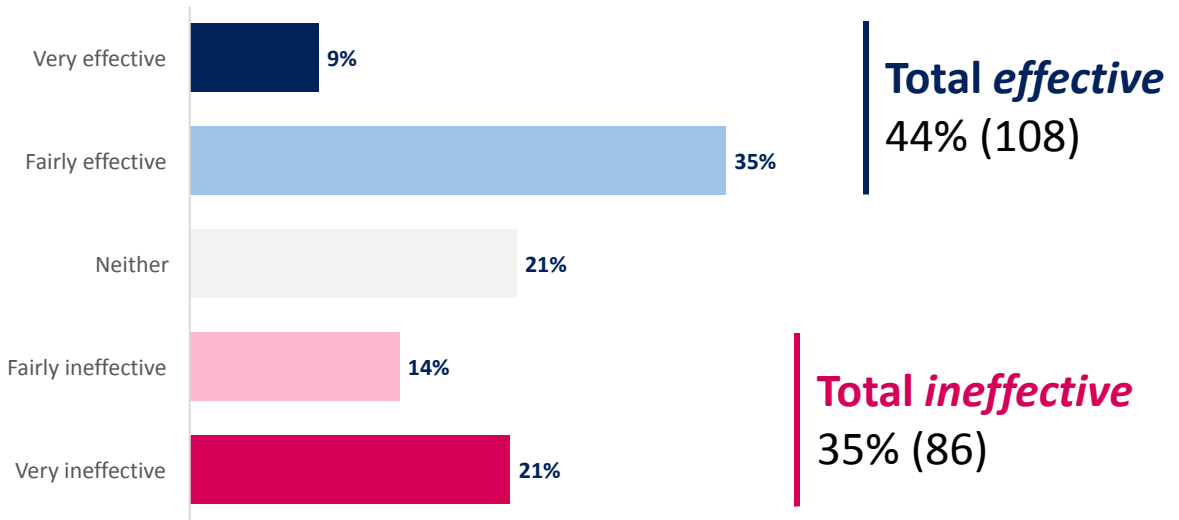




Question 11, Goal 4 | How effective do you think the proposed approach will be towards achieving Goal 4?



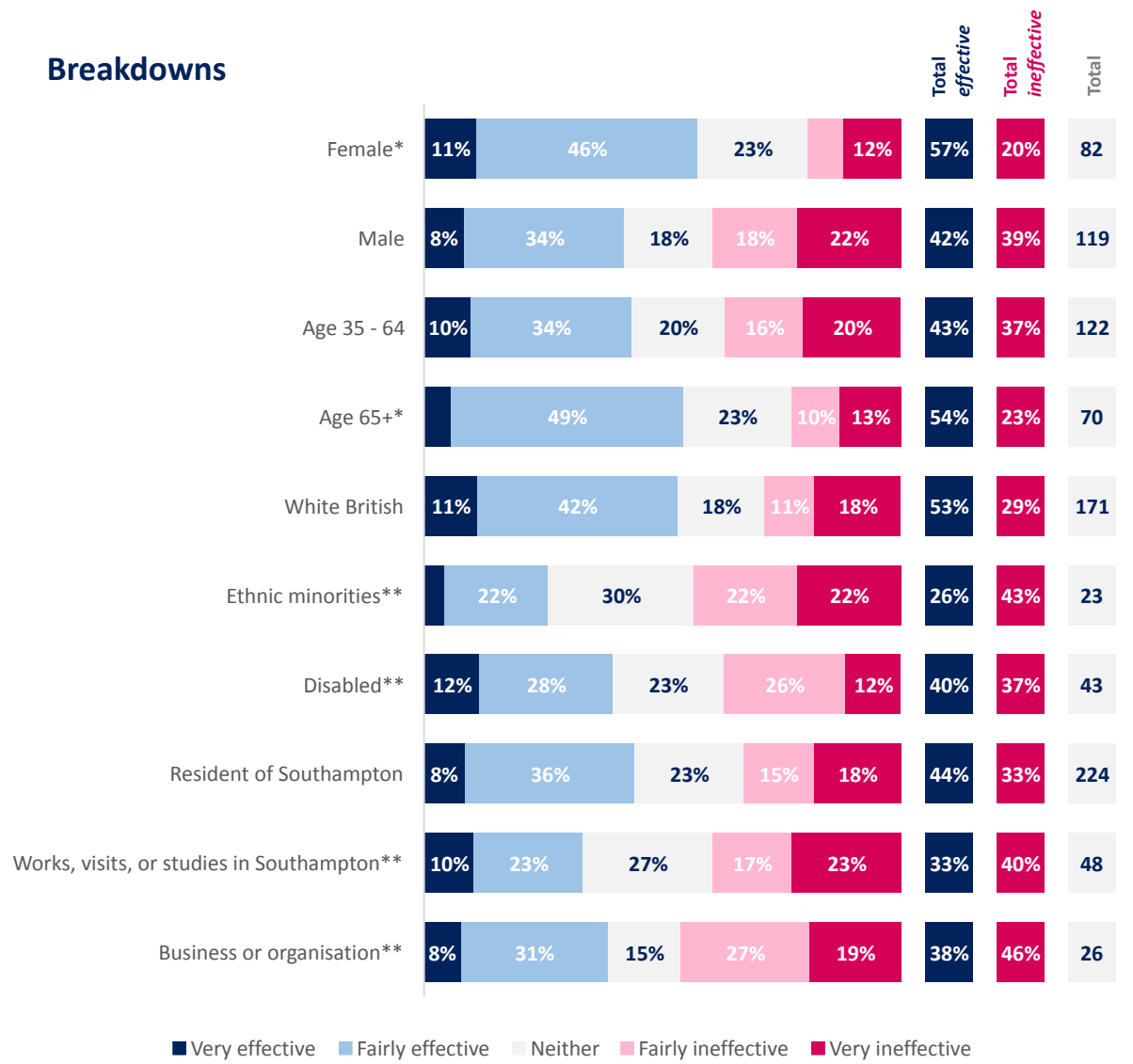
Total responses **247**



Key findings

- A minority of respondents (44%) said that the strategy will be *effective* in achieving Goal 4; a majority said that it would either be *neither* or *ineffective* (56%)
- Male respondents, respondents aged 35 – 64 and respondents with a disability all responded net *effective* by less than 6% points
- Those who work, visit, or study in Southampton responded *ineffective* to a greater extent than *effective* 40% to 33%

Breakdowns

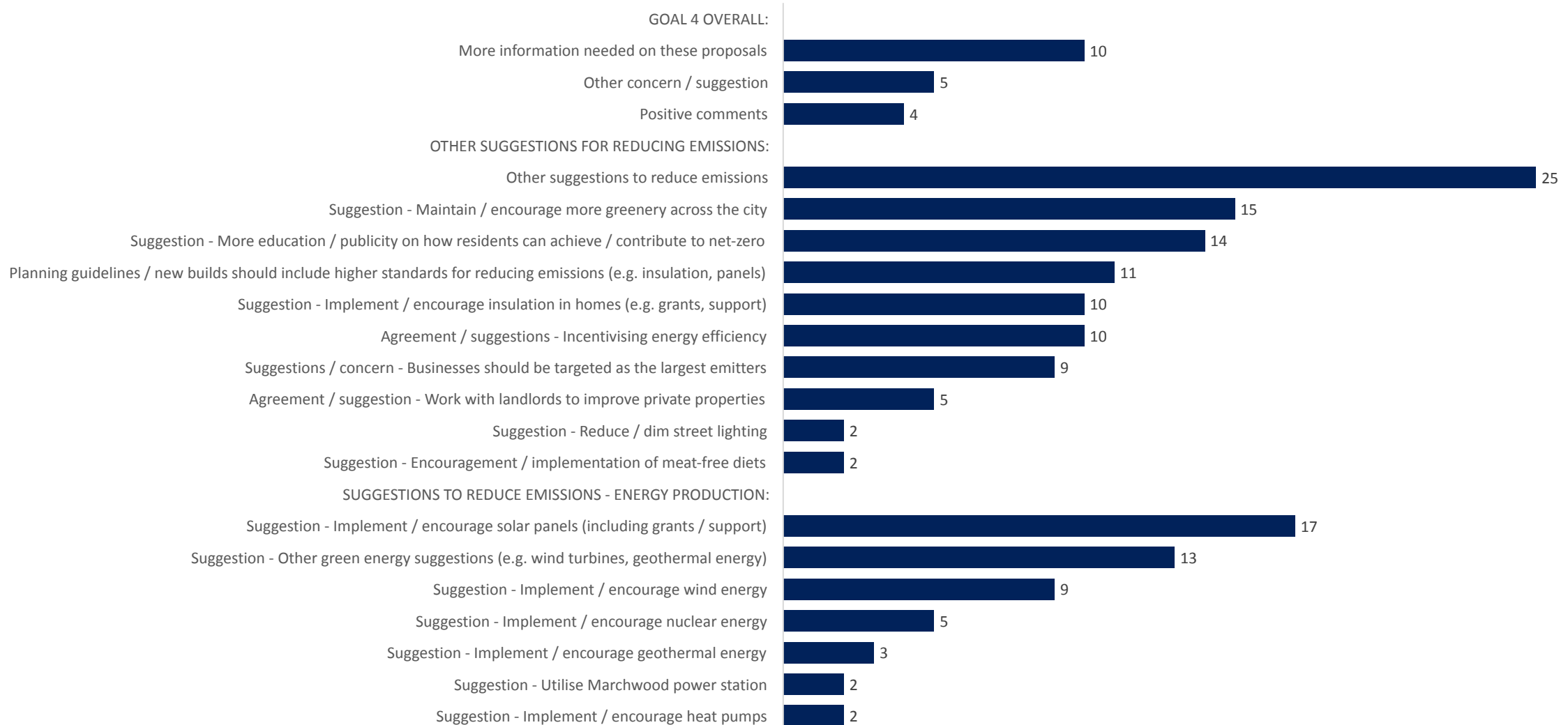




Goal 4 | If you have any comments, impacts, suggestions or alternatives you feel we should consider, please provide details *page one of three*



Throughout the consultation, respondents had an opportunity to provide free text responses on the topics. The following graph shows the total number of respondents by each theme of comment. This graph is presented in respondent count rather than percentage.





Goal 4 | If you have any comments, impacts, suggestions or alternatives you feel we should consider, please provide details *page two of three*



Throughout the consultation, respondents had an opportunity to provide free text responses on the topics. The following graph shows the total number of respondents by each theme of comment. This graph is presented in respondent count rather than percentage.



'Concerns around costs / accessing green improvements' and Concerns around restricting freedom' were two of the most commented-upon themes of the consultation.



Goal 4 | If you have any comments, impacts, suggestions or alternatives you feel we should consider, please provide details *page three of three*



Throughout the consultation, respondents had an opportunity to provide free text responses on the topics. The following graph shows the total number of respondents by each theme of comment. This graph is presented in respondent count rather than percentage.





Responses & analysis

Reading the draft strategy

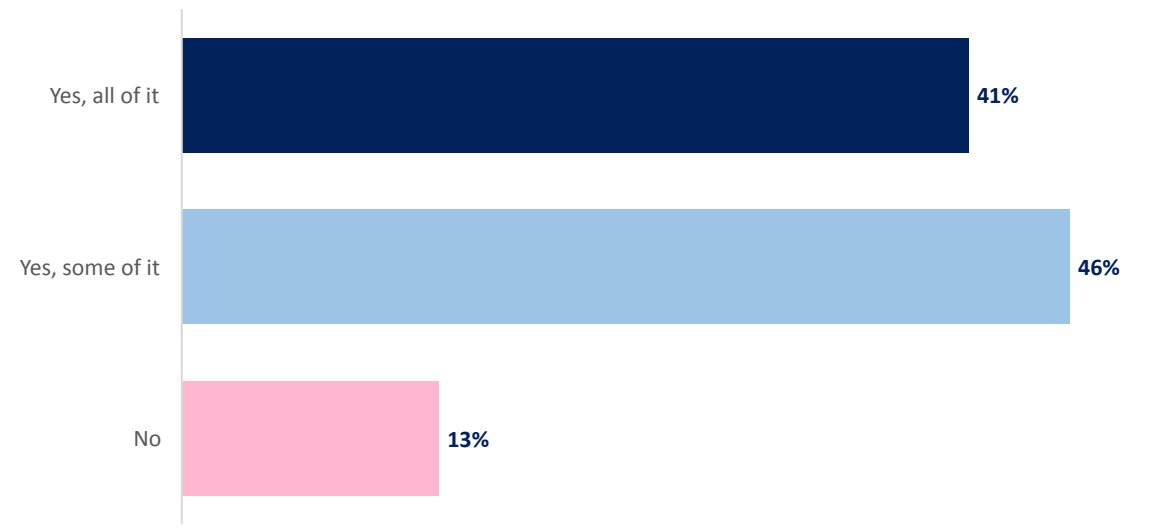




Question 15 | Have you read the proposed draft strategy?



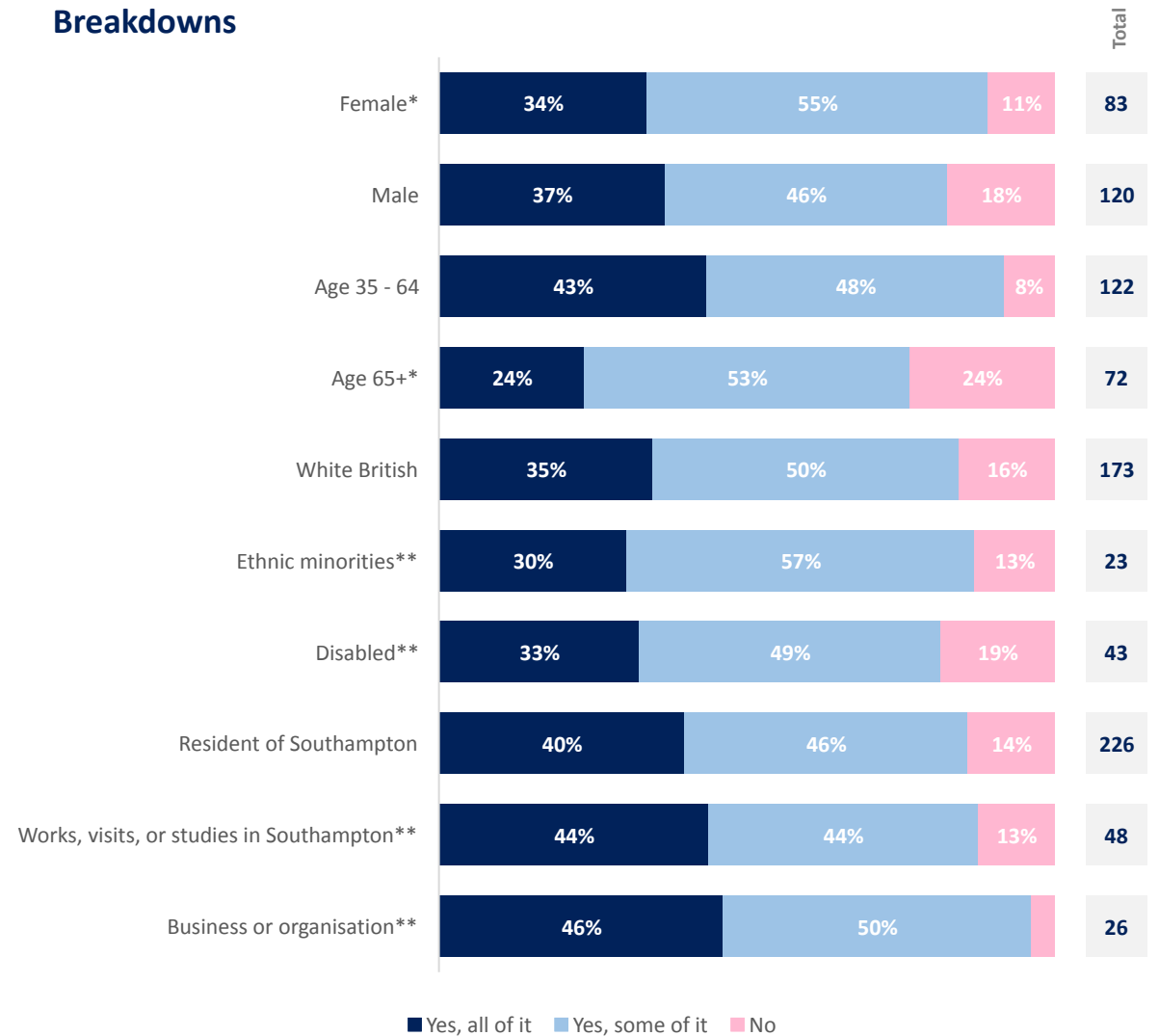
Total responses **248**



Key findings

- A majority (87%) said they had read at least part of the strategy
- The % of respondents saying that they had read at least part of the strategy ranges from 92% of 35 – 64 year-olds to 86% of those aged 65 or older
- No breakdown said that they had not read the strategy by more than 24%

Breakdowns



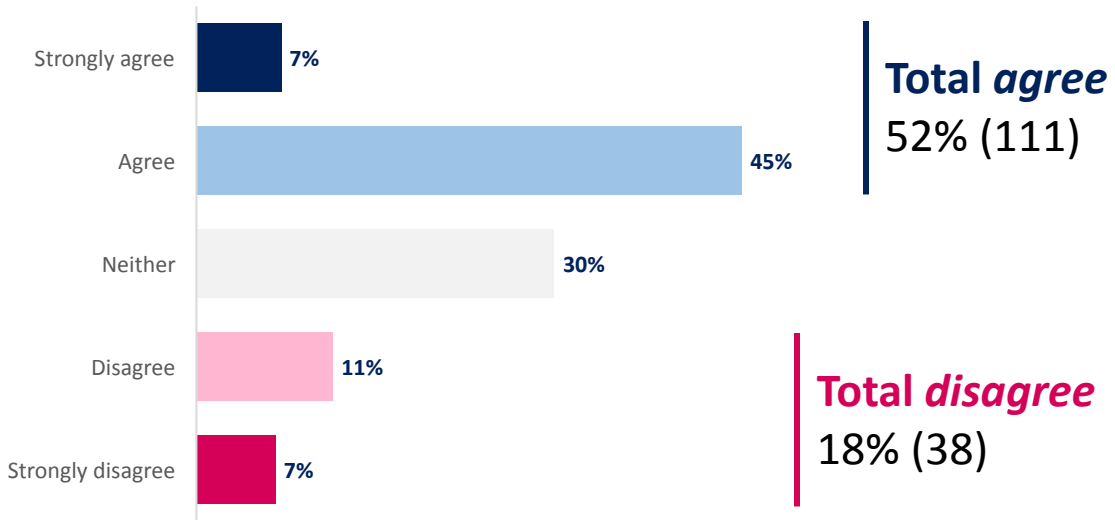
*Fewer than 100 respondents. **Fewer than 50 respondents.



Question 16a | If you have read the proposed draft strategy, to what extent do you agree or disagree with the following statements? “The draft strategy is easy to understand”



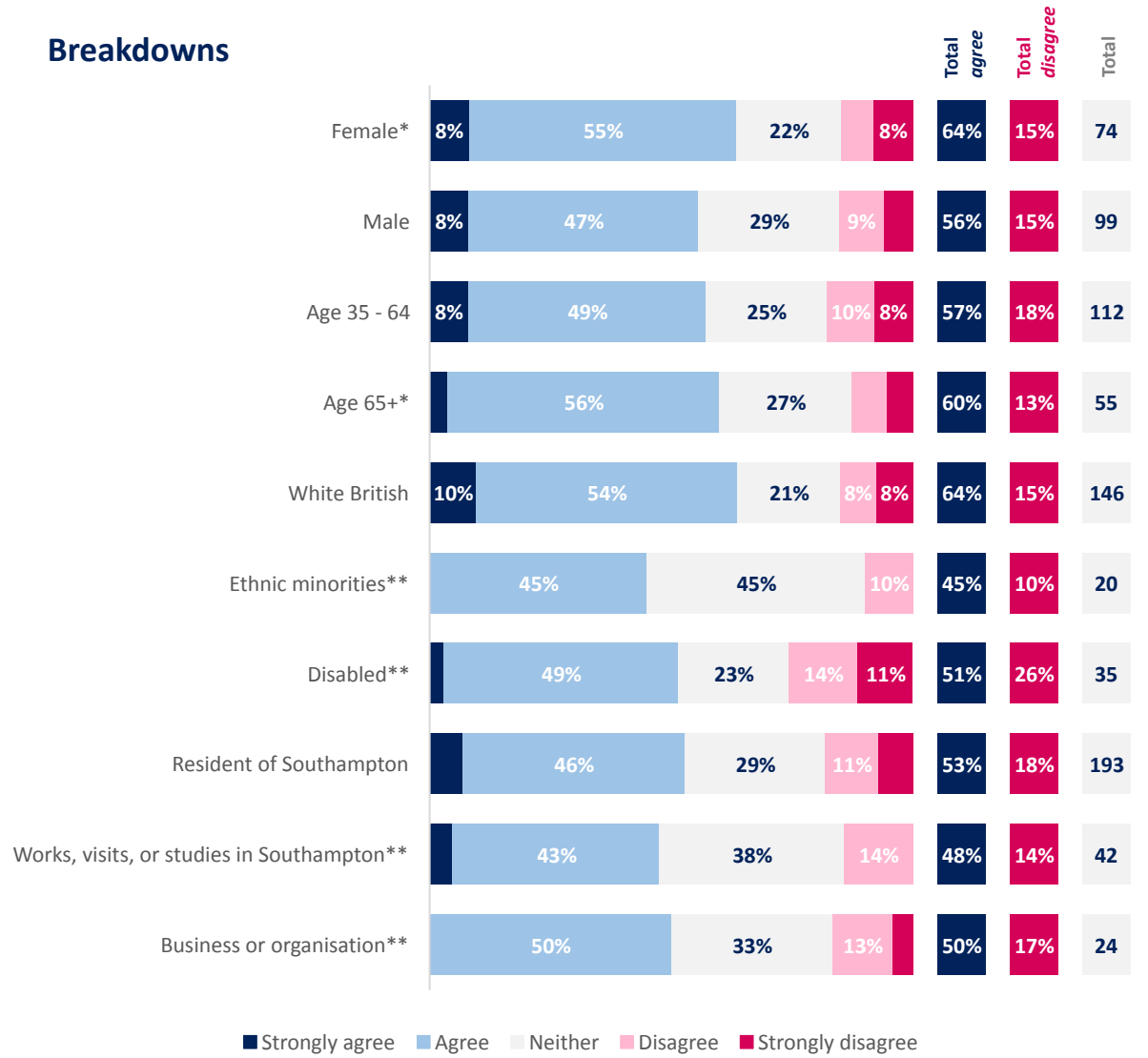
Total responses **212**



Key findings

- A majority (52%) of respondents said that they *agree* that the strategy is easy to understand, with more saying *neither* agree nor disagree (30%) than said that they disagree (18%)
- Only breakdowns with less than 50 respondents did not respond majority *agree*

Breakdowns

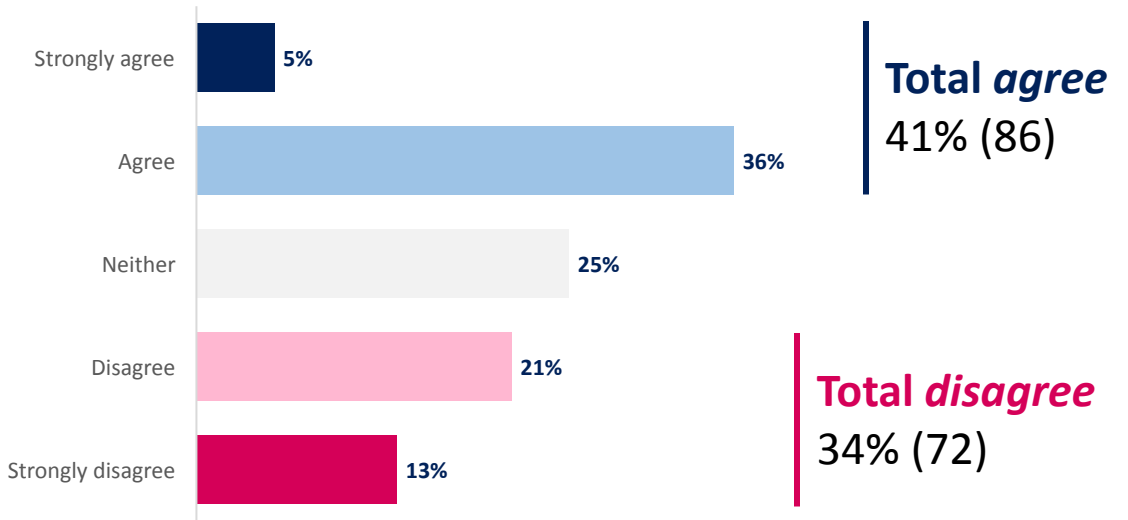




Question 16b | If you have read the proposed draft strategy, to what extent do you agree or disagree with the following statements? “The draft strategy provides sufficient information”



Total responses **210**



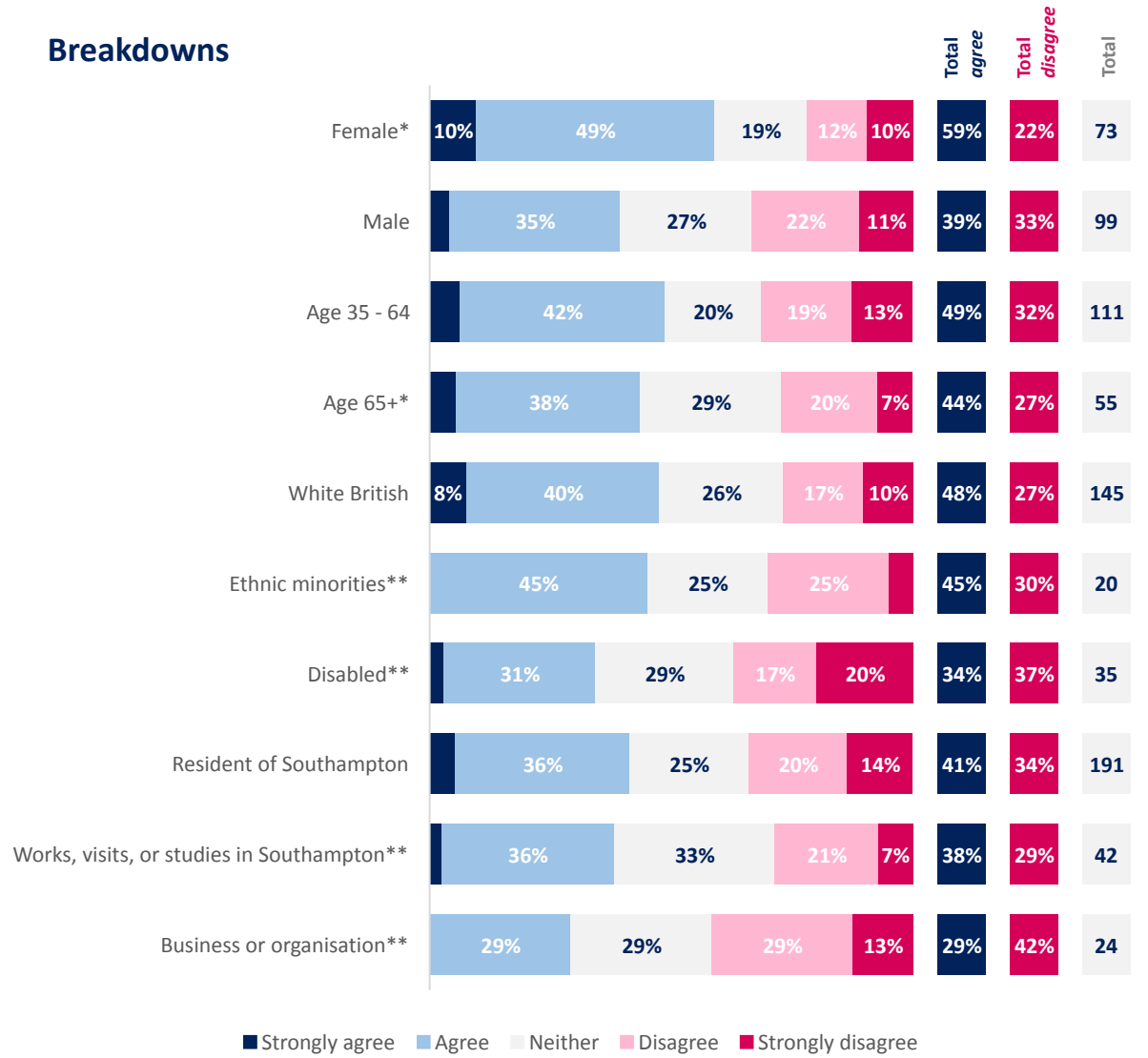
Total agree
41% (86)

Total disagree
34% (72)

Key findings

- A minority (44%) of respondents said that they *agree* that the draft strategy provides sufficient information, 7% points more than those that said they *disagree*
- 25% said that they *neither* agreed or disagreed with the statement, the second-most popular response after *agree*

Breakdowns





If there were parts of the strategy that you did not understand or you feel you need more information, please provide further details



Throughout the consultation, respondents had an opportunity to provide free text responses on the topics. The following graph shows the total number of respondents by each theme of comment. This graph is presented in respondent count rather than percentage.

